

# Michel's INDUSTRIES LTD.

Replacement Tarp Order Form

Customer Name: \_\_\_\_\_ City: \_\_\_\_\_

Address: \_\_\_\_\_ Postal Code: \_\_\_\_\_

Ph#: ( ) \_\_\_\_\_ Fax#: ( ) \_\_\_\_\_

**1. Please circle the color of the Tarp Material.**

0002-White, 8504-Grey, 8533-Charcoal, 6004-Blue, 6094-Navy Blue, 6517-Light Blue, 8001-Black, 3021- Red, 1025-Yellow, 4052-Forest Green (Dark Green), 4003-Medium Green, 4057- Lt. Green, 3519- Burgundy, 6504-Purple, 9514-Brown, 2019-Orange, 9033-Tan,

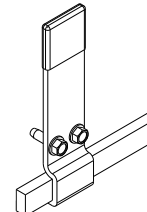
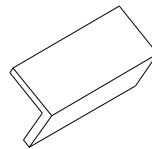
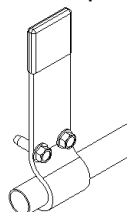
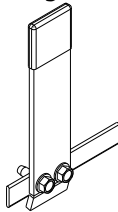
**2. Please circle which of the following is inserted in the tarp material on the side fastened to your trailer/box? (The Passenger Side in most cases)**

Fiberglass flat

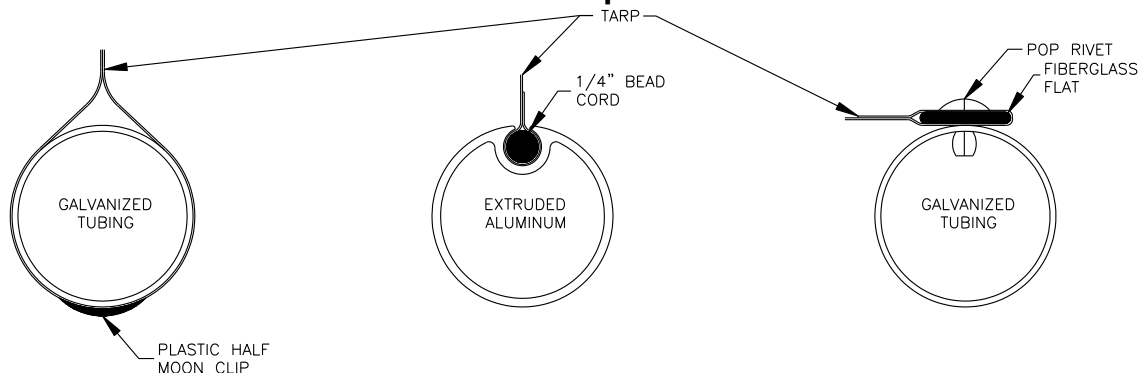
Round Pipe

Aluminum Angle

Aluminum Rect. Bar



**3. Please circle the one that shows how the tarp is attached to the roll tube.**



**4. Please circle the style of tarp you have**

SELECT    MAXIMIZER    LOAD-LOC    SHUR-LOC    OTHER \_\_\_\_\_

**5. On what side does you tarp lock closed on?**

- **Standard** - Locks closed (under locking flange) on driver's side.
- **Reverse** - Locks closed (under locking flange) on the passenger side.

**6. Please circle which of the following is down the center of the trailer/box.**

- ONE STRAP & RATCHET
- TWO STARPS & RATCHETS
- STEEL RIDGEPOLE MOUNTED IN TRAILER OR BOX
- FIBERGLASS CENTRE ROD INSERTED INTO TARP MATERIAL
- STEEL CENTER ROD INSERTED INTO TARP MATERIAL

**7. Please indicate the make of the trailer/box and provide Serial # if possible**

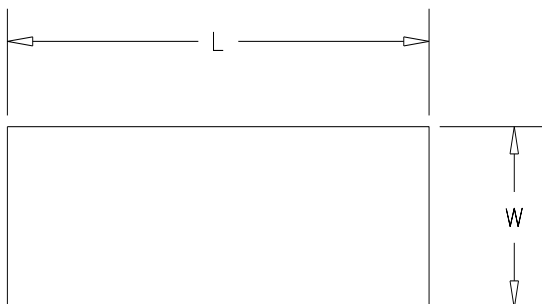
---

**8. If your tarp is reinforced over the cross members, please measure from the front of the tarp fabric or Front of Front Hood, to the center of each cross member. Please circle below where measured from. Ex: 4'2", 8'4" 12'6" etc.**

**9. What are the finished measurements of your Existing fabric as if laid flat on the ground?**

L = \_\_\_\_\_

W (optional) = \_\_\_\_\_



**10 What is the TOP outside WIDTH of the trailer/box NOTE: Ensure Front and Rear measurements are the same. If box is tapered both the front and rear measurements must be supplied.**

\_\_\_\_\_

**11 What is the TOP outside LENGTH?**  
(Front Face of Front Hood to the Rear Face of the Rear hood)

\_\_\_\_\_

**13 Are your Hoods/end caps a special rise Ex. 12" Rise**

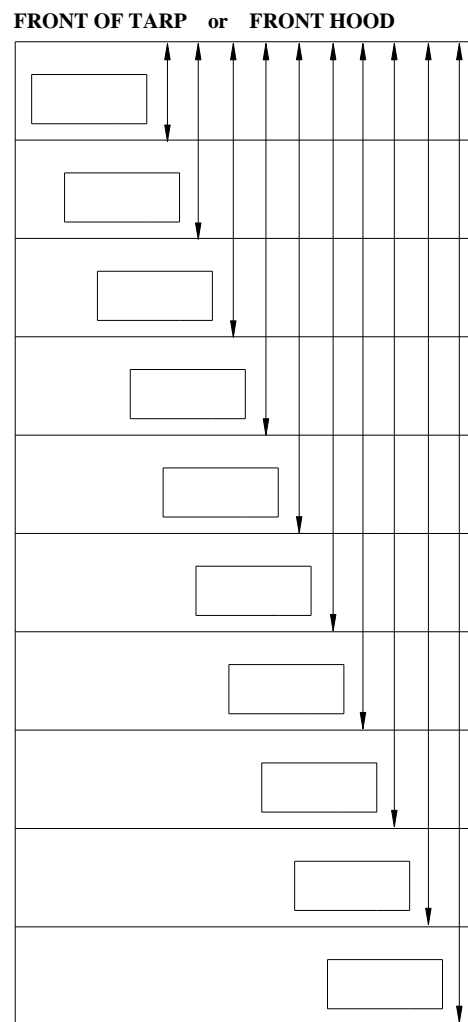
YES they are \_\_\_\_\_ High

or

NO they are factory recommended

## PLEASE CIRCLE

*Measured from FRONT OF TARP MATERIAL*  
*or*  
*Measured from FRONT OF FRONT HOOD*



**NOTE: Wrong Measurement given to us by customer will result in an additional charge on invoice due to the adjustments which have to be made on tarp material. So please measure carefully.**